

The City of CRAWFORDSVILLE INDIANA

Central Indiana Presbytery Church Plant

Presbyterian Church in America

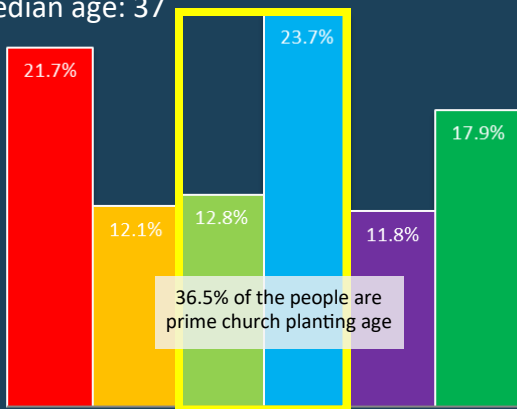
Crawfordsville Area Statistics

October 2023 MissionInsite & Census.gov

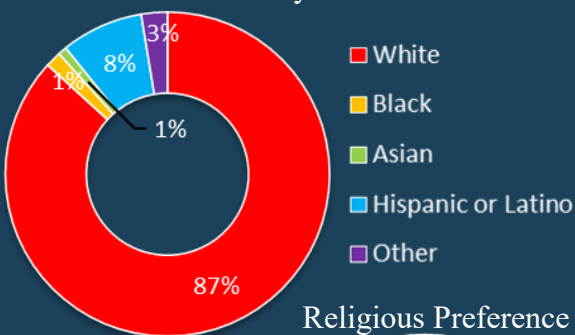
Population	16,669
10 Year Projected Population	16,690
Average Household Income	\$62,696
Median Home Value	\$111,300
Median Rent	\$688
Poverty Rate	12.2
Crime Index	277.3
US Average is 254.8 (2020, city-data.com)	

Age Demographics

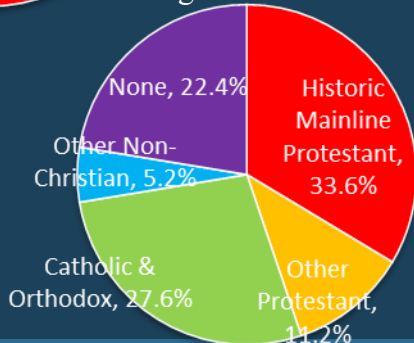
Median age: 37



Racial/Ethnic Diversity



Religious Preference



Crawfordsville, Indiana is known for its rich history, beautiful parks, and vibrant community. It is considered an excellent place to live for those who enjoy small-town living with easy access to outdoor recreation and cultural attractions. But with only 33.6% of Crawfordsville identifying as Protestant, the Central Indiana Presbytery sees the need for the faithful proclamation of the gospel in the community to be expanded.



The Presbytery intends, by God's grace, to expand the reach of the gospel by planting the first PCA church in Crawfordsville.

The Central Indiana Presbytery foresees a healthy and growing, self-sustaining and self-governing PCA church characterized by vibrant Christ-centered worship, effective ministries of evangelism, mercy, and missions coupled with transformational fellowship and discipleship in Crawfordsville all to the glory of God.



The Presbytery will also have the support of the Midwest Alliance. The hope is to see this church make disciples who will then help to spread the gospel, multiplying praise to God and planting churches throughout the region.





Highlights

Located along the banks of Sugar Creek about 50 miles northwest of Indianapolis
White collar workers make up 42.6% of the workforce

Home to Wabash College, a private liberal arts men's college

On 40 acres, Milligan Park has a 22-hole disc golf course, horseshoe pits, a skate park, pool with splash pad, playground equipment for wee ones, trails, picnic shelters and the Welliever Softball Field and Baldwin Baseball Field

The General Lew Wallace Study & Museum is a National Historic Landmark named in honor of the local who wrote Ben Hur

Education

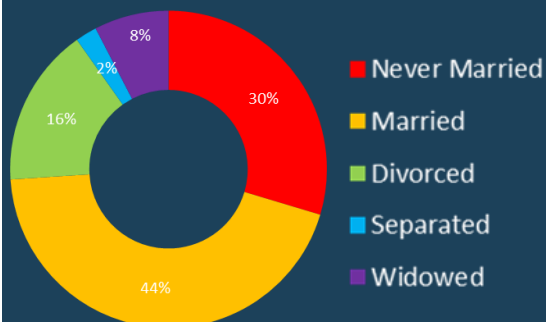
(population over age 25)

87% High School Grad or higher

9% Bachelor's Degree

9% Graduate or Professional

Marital Status



Households with Children

Married Couple 56%

Single Parent 44%

Candidate Strengths

- Loves and trusts God far more than he loves or trusts anyone or anything else
- Intentional in evangelism and cares deeply about relationships
- Desire to put down roots and equip people for ministry
- A strong preacher - Bible is taught clearly, wholly, compellingly, and is applied to life

Support

- The Presbytery will provide prayer, financial, and logistical support to the church planter
- Opportunities for mentoring, internships, and cohort participation for those preparing for church planting

Imagine

A church that leads people into a growing relationship with Jesus Christ and equips them to give their lives away for the cause of Christ and the glory of God.

A church that actively, intentionally, wisely and faithfully seeks to plant other churches in our community, region and world.

Contact: Ted Powers

tpowers01@outlook.com

678-641-1250

Most Common Occupations

